



Ouro Incorporated. 4th Floor, Genesis Building, 13 Genesis Ct George Town KY1-120 George Town Cayman Islands  
[www.ourofunds.com](http://www.ourofunds.com)

# YIELD DISTRIBUTION REPORT

This report tells how the various funds has performed up to December 31, 2021. Ouro Funds performed well in terms of returns for investors. By understanding the Funds' performance, investment strategy, risk profile and suitability for different investor types, potential investors can make informed decisions about whether Ouro Funds aligns with their financial goals and risk tolerance



4th Floor, Genesis Building, 13  
Genesis Ct George Town KY1-120.  
George Town Cayman Islands

# Yield Distribution Report

For the period ended December 31, 2021






"By understanding Oro Funds' performance, investment strategy, risk profile and suitability for different investor types, potential investors can make informed decisions about whether Oro Funds aligns with their financial goals and risk tolerance"



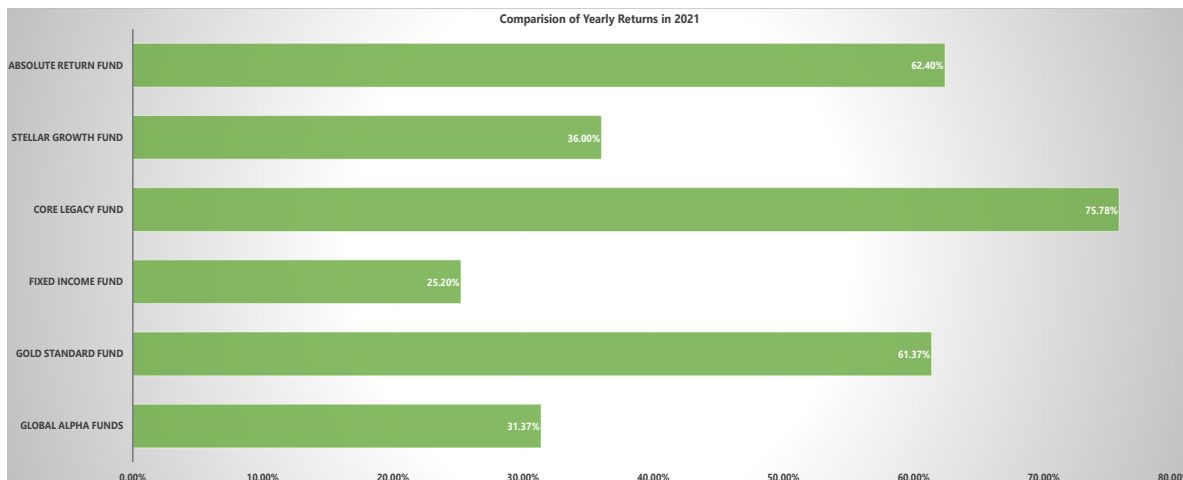
As of December 31, 2021, we are delighted to present an insightful overview of the performance of your investment accounts. At Oro Incorporated, we pride ourselves on delivering exceptional results and providing our clients with the utmost transparency and value.

Our Oro Funds exemplified robust performance throughout the year, demonstrating our commitment to generating favorable returns for our esteemed investors. The Global Alpha fund, renowned for its conservative approach, achieved a commendable return of 31.37% by year-end. Investors benefited from an average monthly payout of 2.61%, showcasing consistent growth.

## Company highlights

	Total Transfers \$1,054,049.04
	Transactions \$1,143,558.4
	Fees \$20,122.04
	Trading Income (Revenue) \$2,884,465.48
	Underlying Net Profit \$1,401,839.41

## Investing in a Sustainable Future



For those seeking aggressive growth opportunities, our Dynamic Gold and Core Legacy funds proved to be exemplary choices, boasting remarkable returns of 61.37% and 75.78%, respectively. These funds, characterized by their higher risk profile, delivered unparalleled performance, aligning with our clients' dynamic investment objectives

In the realm of fixed-return funds, stability and reliability remain paramount. The Absolute Return fund emerged as the front runner again this year, yielding an impressive 62.4% annual return, accompanied by a monthly average yield of 5.02%. Similarly, the Fixed Income Fund and Stellar Growth Fund provided substantial returns of 25.2% and 36%, respectively. Investors enjoyed a steady stream of monthly returns, with the Fixed Income Fund delivering a fixed interest of 2.1% and the Stellar Growth Fund offering a regular ROI of 3% monthly.



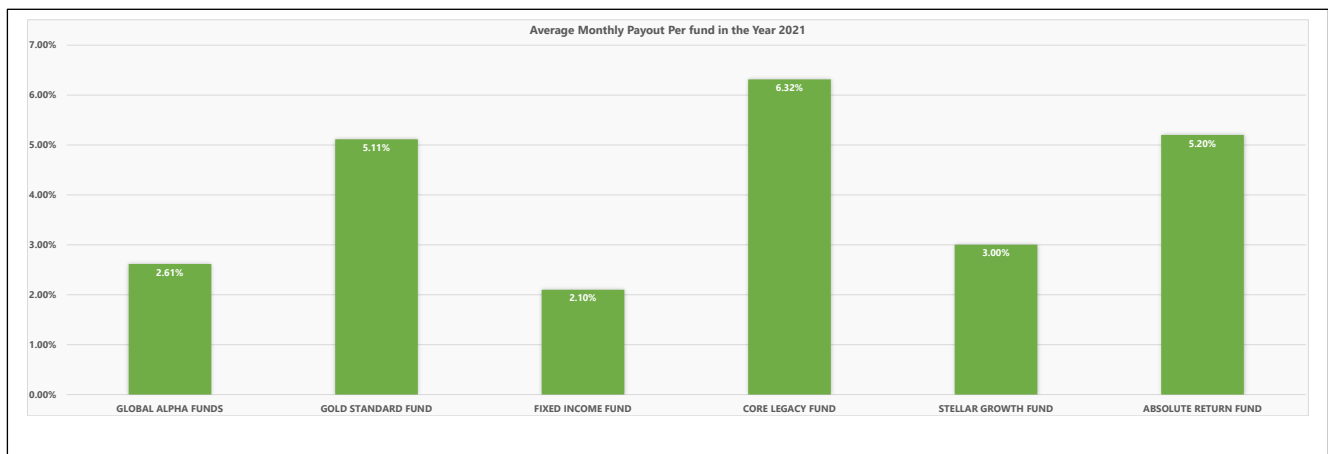
YIELD DISTRIBUTION REPORT		2021			
GLOBAL ALPHA FUNDS	GOLD STANDARD FUND	FIXED INCOME FUND	CORE LEGACY FUND	STELLAR GROWTH FUND	ABSOLUTE RETURN FUND
JANUARY ROI Distributed 2.15%	JANUARY ROI Distributed 3.54%	JANUARY ROI Distributed 2.10%	JANUARY ROI Distributed 5.90%	JANUARY ROI Distributed 3.00%	JANUARY ROI Distributed 5.20%
FEBRUARY ROI Distributed 1.40%	FEBRUARY ROI Distributed 5.64%	FEBRUARY ROI Distributed 2.10%	FEBRUARY ROI Distributed 8.32%	FEBRUARY ROI Distributed 3.00%	FEBRUARY ROI Distributed 5.20%
MARCH ROI Distributed 3.16%	MARCH ROI Distributed 6.84%	MARCH ROI Distributed 2.10%	MARCH ROI Distributed 4.17%	MARCH ROI Distributed 3.00%	MARCH ROI Distributed 5.20%
APRIL ROI Distributed 3.45%	APRIL ROI Distributed 9.46%	APRIL ROI Distributed 2.10%	APRIL ROI Distributed 4.55%	APRIL ROI Distributed 3.00%	APRIL ROI Distributed 5.20%
MAY ROI Distributed 4.47%	MAY ROI Distributed 7.48%	MAY ROI Distributed 2.10%	MAY ROI Distributed 5.90%	MAY ROI Distributed 3.00%	MAY ROI Distributed 5.20%
JUNE ROI Distributed 2.54%	JUNE ROI Distributed 4.56%	JUNE ROI Distributed 2.10%	JUNE ROI Distributed 10.42%	JUNE ROI Distributed 3.00%	JUNE ROI Distributed 5.20%
JULY ROI Distributed 2.56%	JULY ROI Distributed 2.84%	JULY ROI Distributed 2.10%	JULY ROI Distributed 7.42%	JULY ROI Distributed 3.00%	JULY ROI Distributed 5.20%
AUGUST ROI Distributed 2.54%	AUGUST ROI Distributed 4.46%	AUGUST ROI Distributed 2.10%	AUGUST ROI Distributed 8.88%	AUGUST ROI Distributed 3.00%	AUGUST ROI Distributed 5.20%
SEPTEMBER ROI Distributed 2.47%	SEPTEMBER ROI Distributed 2.47%	SEPTEMBER ROI Distributed 2.10%	SEPTEMBER ROI Distributed 3.25%	SEPTEMBER ROI Distributed 3.00%	SEPTEMBER ROI Distributed 5.20%
OCTOBER ROI Distributed 3.87%	OCTOBER ROI Distributed 4.99%	OCTOBER ROI Distributed 2.10%	OCTOBER ROI Distributed 5.11%	OCTOBER ROI Distributed 3.00%	OCTOBER ROI Distributed 5.20%
NOVEMBER ROI Distributed 1.45%	NOVEMBER ROI Distributed 5.64%	NOVEMBER ROI Distributed 2.10%	NOVEMBER ROI Distributed 7.43%	NOVEMBER ROI Distributed 3.00%	NOVEMBER ROI Distributed 5.20%
DECEMBER ROI Distributed 1.31%	DECEMBER ROI Distributed 3.45%	DECEMBER ROI Distributed 2.10%	DECEMBER ROI Distributed 4.42%	DECEMBER ROI Distributed 3.00%	DECEMBER ROI Distributed 5.20%

All yield distributions are processed on 5th day of each month excluding weekends, Cayman Islands and United Kingdom public holidays. Distributions will be processed the next working day in case of any of the above-mentioned events. Performance fee for investment management services is charged from yield amount. The ROI is calculated on the base principal invested. The base amount is always returned to the client at the expiration of the fund. All funds have an automated withdrawal option where returns are credited directly to the client preferred account on the settlement dates. Returns are based on the results from our proprietary trading accounts. Client accounts are pooled and traded in common funds and all trades are copied in real time. Results may differ because of fees and charges. All spreads and execution charges, fees, swap rates, slippage/execution delay, asset/product offering, deposit, risk settings are absorbed by the main corporate accounts. Disclaimer: Please be warned that trading in any financial instrument carries risk, and trading foreign exchange ("FX"), futures, options, contract for differences (CFDs) and precious metals involve a substantial risk of loss that may not be suitable for you or any person. Leverage or "gearing" creates enhanced risk and loss exposure. If you decide to trade or invest in any of the funds, we ask that you carefully consider your trading or investment objectives, experience, and risk appetite before choosing Ouro Inc. managed account services. Even though risk can be managed, it cannot be eliminated, and losses can quickly compound and exceed your initial deposit. You are liable for all losses and debits in your account. **PAST PERFORMANCE IS NOT NECESSARILY INDICATIVE OF FUTURE RESULTS. THE RISK OF LOSS IN TRADING COMMODITY FUTURES, OPTIONS, AND FOREIGN EXCHANGE ("FOREX") ON YOUR BEHALF CAN BE SUBSTANTIAL.** Investors should carefully consider their investment objectives and risks as well as charges and expenses of the investment account before depositing. This material and the information provided herein must not be relied upon as a forecast, research, investment, or financial product advice and is not intended to be (in any manner) a recommendation, offer or solicitation to buy or sell any securities or to adopt any investment strategy. The summary and full details of the funds and other information are available on [www.ourofunds.com](http://www.ourofunds.com).



## Average Percent returns paid out to investors in 2021.

Investment management service fees are charged from yield amount. The ROI is calculated on the base principal invested. The base may be returned to the client at the expiration of the fund. All funds have an automated withdrawal option where returns are credited directly to the client preferred account on the settlement dates. Returns are based on the results from our proprietary trading accounts. Clients' capitals are pooled and traded in common funds in real time.



## Absolute Returns Strategy

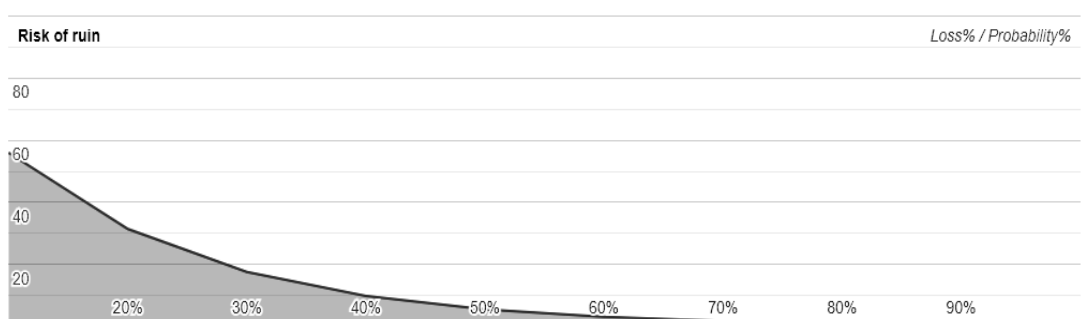
Ouro Funds' success can be attributed to their well-defined investment strategy, which combines: In-depth market research: Ouro Funds invests heavily in research and analysis to identify promising investment opportunities across sectors and asset classes. Active portfolio management: Ouro Funds employs a team of experienced fund managers who actively manage the portfolios, making strategic adjustments based on market conditions. Diversification: Ouro Funds recognizes the importance of diversification to mitigate risk. They spread investments across various asset classes and sectors to avoid overexposure to any single market segment.

Ouro Funds' investment strategy likely involves a combination of active and passive management approaches. Actively managed accounts are traded and managed using our in-house trading systems, strategies and traders, while passively managed accounts employ verified sub-traders and copy trading or outsourced account managers. Active Management: Ouro Funds might employ investment professionals who research and select individual assets to build their portfolios. This approach allows them to capitalize on specific market opportunities but also involves a higher degree of risk. Passive Management: Ouro Funds might also utilize index funds that mirror the performance of a particular market benchmark. This strategy offers lower fees and typically aligns with overall market performance.

### Risk of ruin

Projection of the probability of falls in the account balance based on the account's trading history

Size of loss	Probability
10% loss	56.0%
20% loss	31.4%
30% loss	17.6%
40% loss	9.8%
50% loss	5.5%
60% loss	3.1%
70% loss	1.7%
80% loss	1.0%
90% loss	0.5%
100% loss	0.3%





4th Floor, Genesis Building, 13  
Genesis Cl George Town KY1-120.  
George Town Cayman Islands

# Yield Distribution Report

For the period ended December 31, 2021

*Keep in mind your returns reflect the mix of investments and risk level of your account. When assessing your returns, consider your investment goals, the amount of risk you're comfortable with, and the value of the advice and services you receive. This Fund is appropriate for investors with "High" or "Very High" risk and return profiles. A suitable investor for these Funds is prepared to accept high risk in the pursuit of capital growth with a short to medium investment timeframe. Retail investors may choose to seek advice before investing. Please do not invest if you do not have the level of knowledge required to assess and evaluate the risks associated with trading financial instruments on the world markets. Please seek independent financial advice before investing if you do not have such knowledge*

## How it Works:

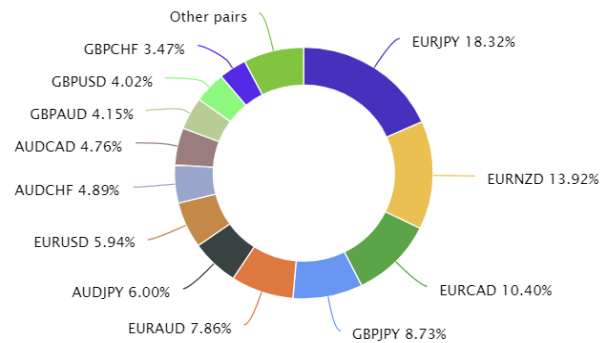
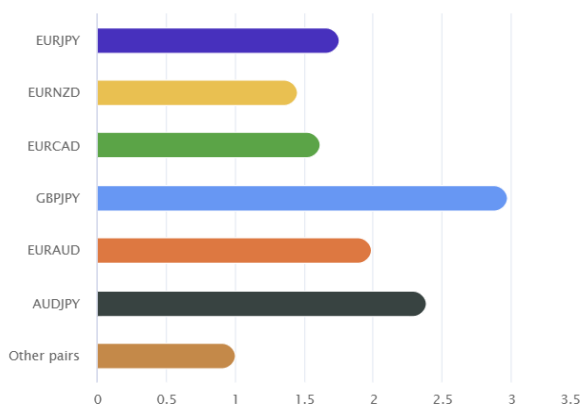
### Policy:

The Funds seek to achieve their investment objectives by investing/trading, either directly or indirectly through Prop firm Challenges, with no particular emphasis on one Prop Firm. Ouro Inc, will typically invest between 80% – 90% in Prop Firm Challenges to scale out the returns, however, on rare occasions, such as when the Prop Firm Industry is experiencing heavy turmoil, the Funds' managers may decrease their exposure to prop challenges to no less than 51% and invest a greater proportion (up to 40%) in standard trading accounts through general regulated brokers.

The Funds may also trade, either directly or indirectly, through subtraders and managed accounts that it deems legit, up to 10% of its Net Asset Value, trading in financial instruments (including currencies, cryptocurrencies, stocks, bonds, indices, and up to 5% in commodity CFDs) and money market instruments without restrictions in terms of allocation by sectors, regions, countries, including emerging countries. The Funds may frequently (meaning more than once a quarter) use financial derivatives instruments and financial instruments with embedded derivatives (investments whose value is linked to another investment, or the performance of a stock exchange or to some other variable factor, such as interest rates) for efficient portfolio management (including hedging)



## Risk Ratios & Trading popularity



### Who is this fund for?

#### Investors who:

- High yielding investment vehicles trading non-traditional assets.
- are looking for absolute return alternative investment fund to hold as part of their portfolio.
- want a short- to medium-term investments.
- can handle the volatility of cryptocurrencies, Indices, Commodity CFDs and the Foreign Exchange (forex) markets.



4th Floor, Genesis Building, 13  
Genesis Cl George Town KY1-120.  
George Town Cayman Islands

# Yield Distribution Report


For the period ended December 31, 2021

*CAUTION: There can be no guarantee that the objective of the Funds will be achieved; On encashment, particularly in the short-term, you may receive less than the original amount invested.*

*These Funds may not be appropriate for; (1) investors who are WHOLLY dependent on the investment capital that they will be using to open an account for investments/trading through the "Ouro Funds" to meet any current or anticipated payment/financial requirements in the immediate future; (2) investors concerned with protecting their investment capital and are unable to accept ANY loss in the value of their investment capital.*

## No guarantees

Risk and return are positively correlated. In real terms this means, the higher the risk associated with an investment, the higher the expected return and vice versa. Like most high yielding investment vehicles, these funds do not have any guarantees. You may not get back the amount of money you invested. Your investment objectives and the risks you are willing and able to take with respect to your capital on the financial markets through investment in "Ouro Funds" are fundamental to be able to determine the suitability of any trading service we may provide to you. In managing the Account, Ouro Inc. will use its best judgment and efforts for the Clients' benefit. However, the Clients shall bear all risk of gain or loss in their account(s) and all expenses of the account(s). No guarantee can be given that either Ouro Inc. trading/investment services or that of the Sub-traders will result in profits or will not result in losses for the Client. Prospective clients should understand and acknowledge that trading forex and derivative products involve conflicts and a substantial risk of loss due to, among other factors, the fact that forex transactions generally are not regulated by banking authorities or other regulatory agencies; that trading in forex transactions may be highly illiquid and an unusually wide spread may exist between the price at which a counterparty is willing to purchase and sell particular foreign currencies; and that credit controls may be imposed by governmental authorities or other actions taken by governmental authorities which may significantly increase the risk of loss to the Client or affect the ability of any party to fulfill its obligations to the Client. The Client be aware that Ouro Inc. makes no guarantee whatsoever that their Funds contemplated hereunder will be profitable or will not result in losses.



The value of investments and the income from them can fall as well as rise and are not guaranteed. The investor may not get back the amount originally invested. All investments involve risks and may lose value. Past performance is not a reliable indicator of current or future results and should not be the sole factor of consideration when selecting a product or strategy. Changes in the rates of exchange between currencies may cause the value of investments to diminish or increase. Fluctuation may be particularly marked in the case of a higher volatility product or strategy and the value of an investment may fall suddenly and substantially. Levels and basis of taxation may change from time to time. This material and the information provided herein must not be relied upon as a forecast, research, investment, or financial product advice and is not intended to be (in any manner) a recommendation, offer or solicitation to buy or sell any securities or to adopt any investment strategy. The opinions expressed may change as subsequent conditions vary. The information and opinions contained in this material are derived from proprietary and nonproprietary sources deemed by Ouro Inc. to be reliable, are not necessarily all-inclusive and are not guaranteed as to accuracy. This material may contain 'forward looking' information that is not purely historical in nature. Such information may include, among other things, projections, and forecasts. There is no guarantee that any forecasts made will come to pass. Reliance upon information in this material is at the sole discretion of the reader. Subscriptions in Ouro Funds are valid only if made based on the current offering documents, which are available on our website. Offering documents and application forms may not be available to investors in certain jurisdictions where the Fund in question has not been authorized. This document does not constitute an offer or solicitation by anyone in any jurisdiction in which an offer or solicitation is not lawful or in which the person making such an offer or solicitation is not qualified to do so or to anyone to whom it is unlawful to make such a solicitation. It is your responsibility to be aware of and to observe all applicable laws and regulations of any relevant jurisdiction. This material and the Ouro Inc website ([www.ourofunds.com](http://www.ourofunds.com)) have not been reviewed by the Financial Conduct Authority. Any research in this document has been procured and may have been acted on by Ourofunds for its own purpose. The results of such research are being made available only incidentally. The views expressed do not constitute investment or any other advice and are subject to change. They do not necessarily reflect the views of any company in the Lucro & Co. Holdings or any part thereof and no assurances are made as to their accuracy. This document is for information purposes only and does not constitute an offer or invitation to anyone to invest in any funds and has not been prepared in connection with any such offer. Ouro Inc. does not guarantee the suitability or potential value of any particular investment. Investment involves risk including possible loss of principal. International investing involves risks, including risks related to foreign currency, limited liquidity, less government regulation, and the possibility of substantial volatility due to adverse political, economic or other developments. These risks are often heightened for investments in emerging/developing markets or smaller capital markets. The information provided here is not intended to constitute financial, tax, legal or accounting advice. You should consult your own advisers on such matters. No part of this material may be reproduced, stored in retrieval system or transmitted in any form or by any means, electronic, mechanical, recording or distributed without the prior written consent of Ouro Inc

## Disclaimer

This material and the information provided herein must not be relied upon as a forecast, research, investment, or financial product advice and is not intended to be (in any manner) a recommendation, offer or solicitation to buy or sell any securities, investment fund or to adopt any investment strategy. If you have any questions regarding this report, please contact your personal investment advisor.

This document has been prepared and issued by Ouro Incorporated Ltd, as the investment manager of the Ouro Funds. It is general information only and is not intended to provide you with financial advice and has been prepared without considering your objectives, financial situation, or needs. You should consider the product disclosure statement (PDS) for the relevant Ouro Fund, prior to making any investment decisions. The PDS and target market determination (TMD) can be obtained for free by emailing Ouro Inc. @ [support@ourofunds.com](mailto:support@ourofunds.com) or by visiting the Fund website [www.ourofunds.com/funds](http://www.ourofunds.com/funds). If you require financial advice that considers your personal objectives, financial situation, or needs, you should consult your licensed or authorized financial adviser. This information is only as current as the date indicated and may be superseded by subsequent market events or for other reasons. To the extent permitted by law, no liability is accepted for any loss or damage as a result of any reliance on this information. All investments contain risk and may lose value. Neither Ouro Inc. nor any company in the Lucro & Co. guarantees the performance of any fund or the return of an investor's capital. Neither Ouro Inc. nor Lucro & Co. give any representation or warranty as to the reliability or accuracy of the information contained in this document. Total returns shown for the Ouro Funds are calculated using entry prices without considering all of Lucro & Co.'s ongoing fees and assuming reinvestment of distributions. No allowance has been made for taxation. Past performance is not indicative of future performance.

©2020 Ouro Inc. All Rights Reserved. OUROFUNDS is a registered trademark of Ouro Inc. All other trademarks are those of their respective owners.

Office address: 4th Floor, Genesis Building, 13 Genesis Cl George Town KY1-120. George Town Cayman Islands

Website: [www.ourofunds.com](http://www.ourofunds.com)

Email: [info@ourofunds.com](mailto:info@ourofunds.com)